

The ideal lighting solution for:

- Exposed Structure Ceilings
- Showrooms
- Industrial facilities
- Warehouse and storage areas
- Sports facilities
- Gymnasiums
- Service and repair shops



Features

- **Eco** – Earth-friendly design contains no mercury or lead.
- Indoor use (-40° F to 122° F)
- Cable mount (included), or surface/pendant-mount using optional installation box
- Highest-efficiency **HX-POWR™ Driver** – Best In Class – 120-277V or 277-480V
- 0-10VDC dimming from 100% to off
- **CTC™** (Custom Thermal Conductivity) die-cast aluminum housing
- Corrosion resistant powder-coat finish
- Built-in surge suppression
- Anti-glare **Diamond Crystal™ Lens** - UGR <28
- Exceptional light quality - >90% CRI
- Selectable wattage and color tone (Cool/Outdoor)
- Extreme performance – 70,000+ user hours



CRI (Ra)



WARRANTY



DIMMABLE

Watts	Mounting Height	Voltage	Replace	Product Code	Description
110/130/150	10-30 feet	120-277	Up to 400W HID	CXLB150X	Covert-X/Low-Bay/150W/120-277V
140/170/200	20-40 feet	120-277	Up to 1000W HID	CXHB200X	Covert-X/High-Bay/200W/120-277V
240/270/300	20-80 feet	120-277	Up to 1000W HID	CXHB300X	Covert-X/High-Bay/300W/120-277V
240/270/300	20-80 feet	277-480	Up to 1000W HID	CXHB310X-HV	Covert-X/High-Bay/300W/277-480V

Dimensions

CXLB150X/CXHB200X




11.5 inches



14 inches

CXHB300/CXH300X-HV



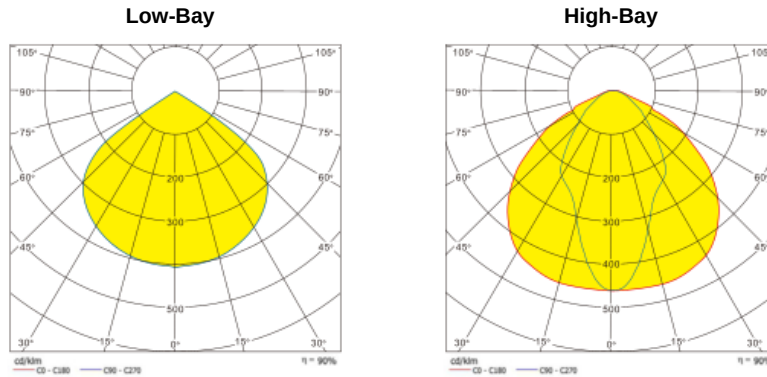
2.1 inches



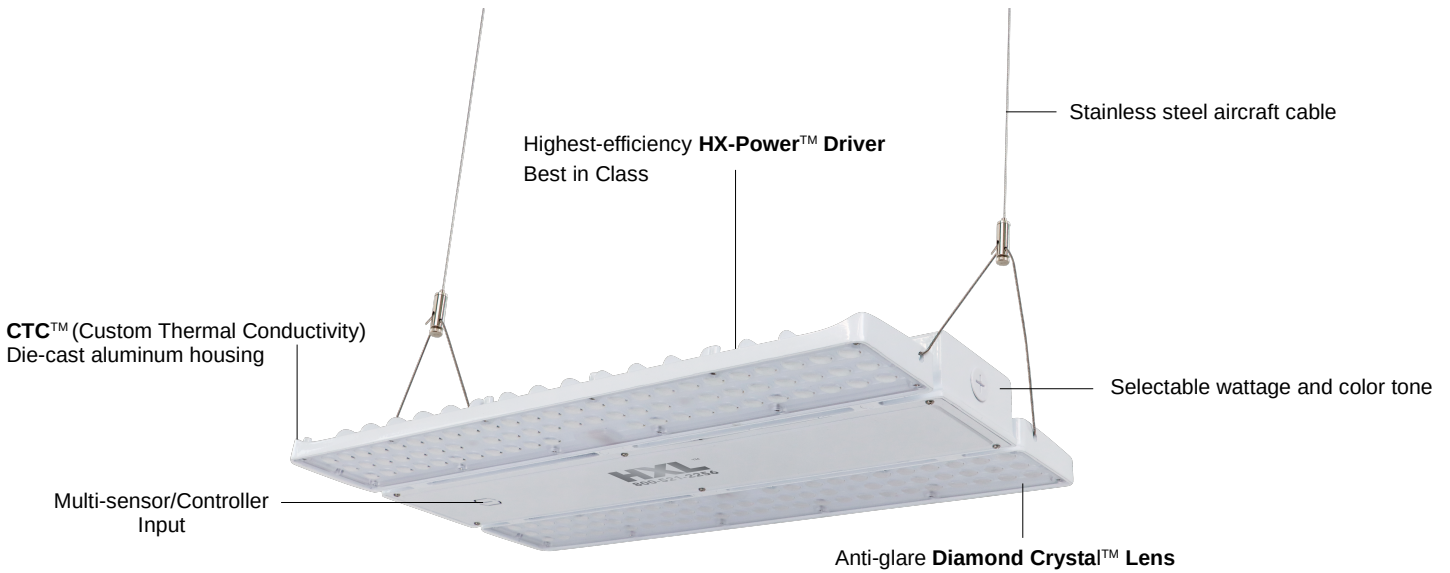
20.5 inches



Photometrics



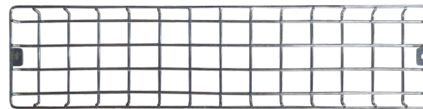
Overview



Accessories



Pendant/surface mount box



Wire guard



Multi-sensor/Controller



Emergency pack (25W or 40W)



Multi-sensor remote control

Description	Product Code
LOW-BAY/WIRE GUARD	CXLBWG
HIGH-BAY/WIRE GUARD	CXHBWG
PENDANT/SURFACE MOUNT BOX	CXBPSM
LOW-BAY/25W EMERGENCY PACK	CXLBEP
HIGH-BAY/40W EMERGENCY PACK	CXHBEP
MULTI-SENSOR/CONTROLLER	CXBMS
MULTI-SENSOR/REMOTE CONTROL BLUETOOTH (requires CXBMS)	CXBSRC