

## X5™ Line-Voltage Tube

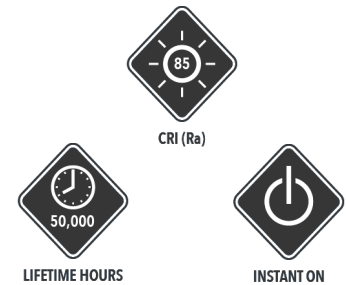
Safe, high-efficiency replacements for fluorescent tubes in:

- Offices
- Showrooms
- Warehouses and storage facilities
- Retail locations
- Schools
- Refrigerated storage areas
- Outdoor/vapor-proof fixtures
- Anywhere T5 fluorescent tubes are used



## Features

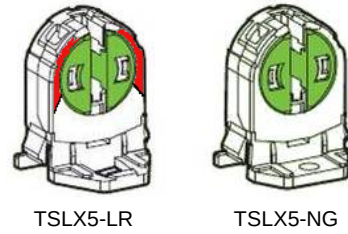

- Xtreme5 Line-voltage dual-end design – Type B
- Eliminates high-maintenance fluorescent ballasts
- Frosted glass tube will not sag or yellow - no pixelation - Excellent heat dissipation
- Exceptional light quality – 300 degree dispersion – Low glare
- Instant on at full brightness – no warm-up time
- High-Efficiency **HX Driver™** - 120-277 volt
- Extreme Performance – 50,000+ User Hours
- Earth-friendly design contains no mercury or lead.
- Outdoor, Cool and Natural color tones



| Watts | Length | Product Code     | Description                     | Color Tone | CRI | Lumens | Case Qty. |
|-------|--------|------------------|---------------------------------|------------|-----|--------|-----------|
| 24W   | 4ft.   | <b>LX54LV24O</b> | LED/X5/4FT/120-277V/24W/Outdoor | Outdoor    | 85  | 3600   | 40        |
| 24W   | 4ft.   | <b>LX54LV24C</b> | LED/X5/4FT/120-277V/24W/Cool    | Cool       | 85  | 3600   | 40        |
| 24W   | 4ft.   | <b>LX54LV24N</b> | LED/X5/4FT/120-277V/24W/Natural | Natural    | 85  | 3600   | 40        |
| 18W   | 3ft..  | <b>LX53LV18O</b> | LED/X5/3FT/120-277V/18W/Outdoor | Outdoor    | 85  | 2700   | 40        |
| 18W   | 3ft.   | <b>LX53LV18C</b> | LED/X5/3FT/120-277V/18W/Cool    | Cool       | 85  | 2700   | 40        |
| 18W   | 3ft.   | <b>LX53LV18N</b> | LED/X5/3FT/120-277V/18W/Natural | Natural    | 85  | 2700   | 40        |
| 12W   | 2ft.   | <b>LX52LV12O</b> | LED/X5/2FT/120-277V/12W/Outdoor | Outdoor    | 85  | 1800   | 40        |
| 12W   | 2ft.   | <b>LX52LV12C</b> | LED/X5/2FT/120-277V/12W/Cool    | Cool       | 85  | 1800   | 40        |
| 12W   | 2ft.   | <b>LX52LV12N</b> | LED/X5/2FT/120-277V/12W/Natural | Natural    | 85  | 1800   | 40        |



# Accessories



| Product Code | Description   |
|--------------|---|
| LD2PI        | LUMINAIRE DISCONNECT/PUSH-IN/18-12AWG - (Order 1 per fixture) |
| TSLX5-LR     | TUBE SOCKET/LED/X5 [ LINE - RED ] - (Order 1 per tube)        |
| TSLX5-NG     | TUBE SOCKET/LED/X5 [ NEUTRAL - GREEN ] - (Order 1 per tube)   |

Exclusive color-coded **Turn-N-Lock Tube Sockets** provide precise and accurate connectivity.

Order one **GREEN** and one **RED** socket per tube. Jumper wires are pre-installed on each socket.

**Luminaire Disconnect** allows for easy and safe fixture installation and service. Order one per fixture.